

# FUCK ME



**TECHNICAL RIDER 2023**

V11

**INTRO / P. 03**  
SYNOPSIS  
CAST & CREW

**STAGE & SET / P.05**

- I STAGE
- II LIGHTING
- III VIDEO + SUBTITLES
- IV SOUND
- V SET & PROPS

**SET UP / P. 18**

- VI STAFF REQUIRED
- VII STAGING AND LIGHTING SETTING
- VIII DRESSING ROOMS
- IX COSTUME MAINTENANCE

**SIMULATED DISMANTLING / P.22**

**ON TOUR / P. 24**

- X CREW
- XI LOGISTICS
- XII ACCOMMODATION
- XIII LUGGAGE & CARGO

**CONTACT / P. 26**

**FUCK ME**

# SYNOPSIS

“I have always imagined myself in the middle of the stage, as a heroine, taking revenge on everything. But my body couldn't take so much fighting. Today I leave my space to the performers. I'm going to see how they lend their body to my narcissistic cause.”

In this project Marina Otero attempts to create an endless theatrical piece about her life. "FUCK ME" is the third part of a trilogy after "ANDREA" & "REMEMBER 30 YEARS TO LIVE 65 MINUTES"

This new piece explores the passing of time and the marks left on the body. "FUCK ME" goes over the edges between documentary and fiction, dance and performance, accident and representation.”



FUCK ME



# CAST & CREW

**Dramaturgy and Direction:** Marina Otero

**Performers:** Augusto Chiappe, Juanfra López Bubica, Fred Raposo, Matías Rebossio, Miguel Valdivieso, Cristian Vega, Marina Otero

**Assistant director:** Lucrecia Pierpaoli

**General production:** Mariano de Mendonça

**Space & lighting / Technical Direction:** David Seldes, Facundo David

**Space & lighting design:** Adrián Grimozzi

**Costume design:** Uriel Cistaro

**Sound design & original music:** Julián Rodríguez Rona

**Dramaturgy advice:** Martín Flores Cárdenas

**Choreographic assistant:** Lucía Giannoni

**Visual artist:** Lucio Bazzalo

**Audiovisual technical montage:** Florencia Labat

**Costume styling:** Chu Riperto

**Costume:** Adriana Baldani

**Photography:** M. Kedak, D. Astarita, A. Carmona, M. De Noia, M. Roa

**Production:** Marcia Rivas

**Executive production:** Mariano de Mendonça

**Distribution & delegated production:** Otto Productions, T4, PTC Teatro

This play was premiered in co-production with the International Festival of Buenos Aires (FIBA) 2020

**Show length: 70 min**  
(includes total nudity)

**FUCK ME**

# STAGE & SET



FUCK ME

# STAGE & SET

## I STAGE

- Stage Size: Ideal 13m (width) x 14m (depth) / Min. 10 (width) x 10m (depth)
  - Stage floor: wooden, black, no linoleum (as long as stage floor is in good condition)
  - Perimeter drawn on floor with white tape\*: 9 (width) x 11m (depth) for ideal stage size, 7 (width) x 8m (depth) for minimum stage size.
  - \* 5cm width PVC white tape. If stage floor is colored, tape should be black
  - 1 Panorama (white or gray) as backdrop. Height and width proportional to stage size.
  - No border, legs, or any kind of masking is needed
  - Stairs from stalls to stage are always needed
- 1 Quick-change dressing room hidden on stage left, with 2 chairs and blue light

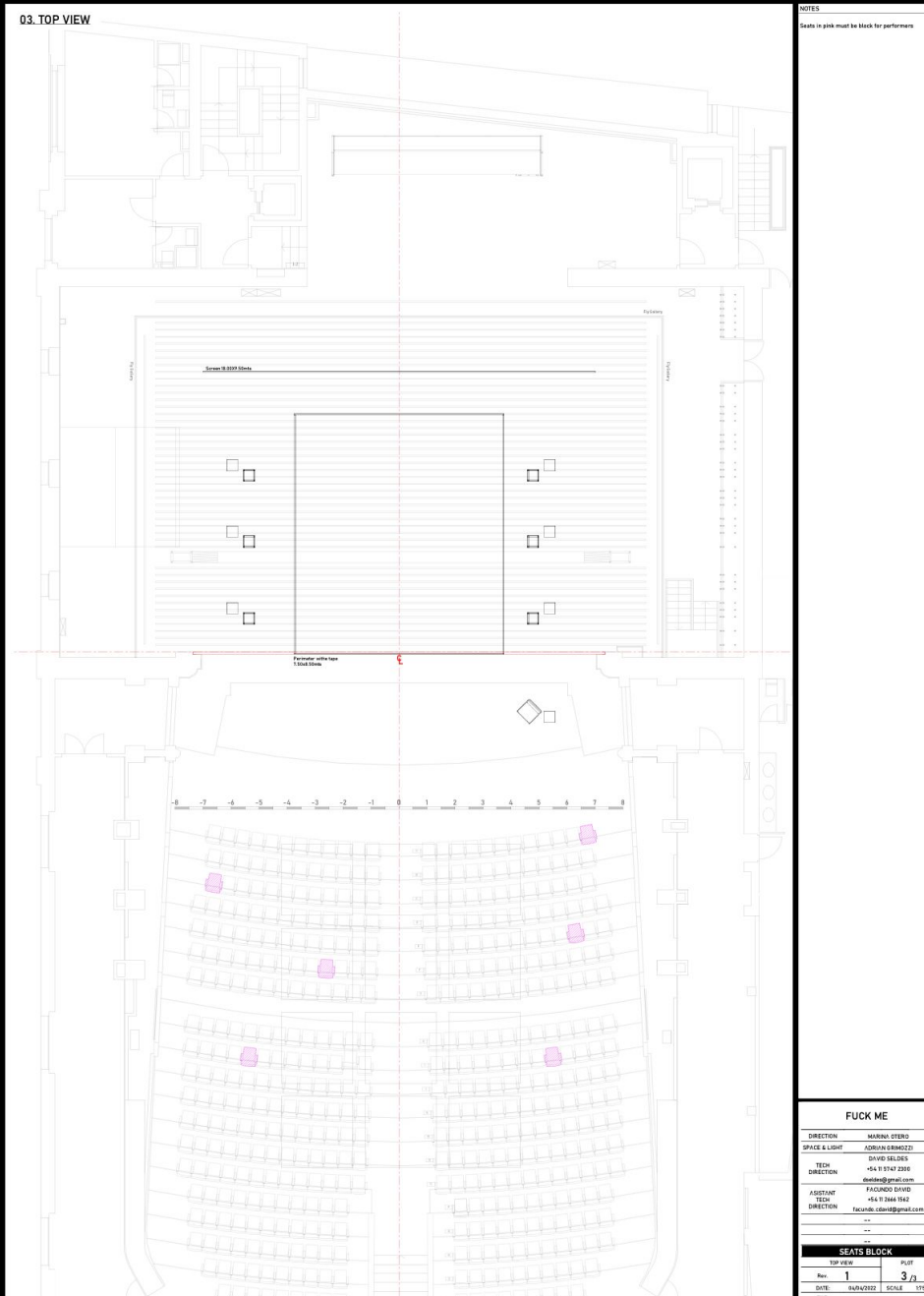
### NOTES

- Ideal reference dimensions, subject to adaptations according to venue
- We request to receive 3D / CAD file of the theater + Technical rider + Images of the venue and the rigging positions
- We request to arrange a call (zoom or similar) with the people responsible for the set up in each destination / Before traveling.

**FUCK ME**

# STAGE & SET

- It will be necessary to block 6 seats for the performers: they start the show sitting as part of the audience



- Reference model. Positions to be defined according to each venue -

- Contemplate the circulation of the performers in the main corridors
- There is total nudity of the interpreters.

**FUCK ME**

# STAGE & SET

They will enlighten us  
as strong and fragile men.

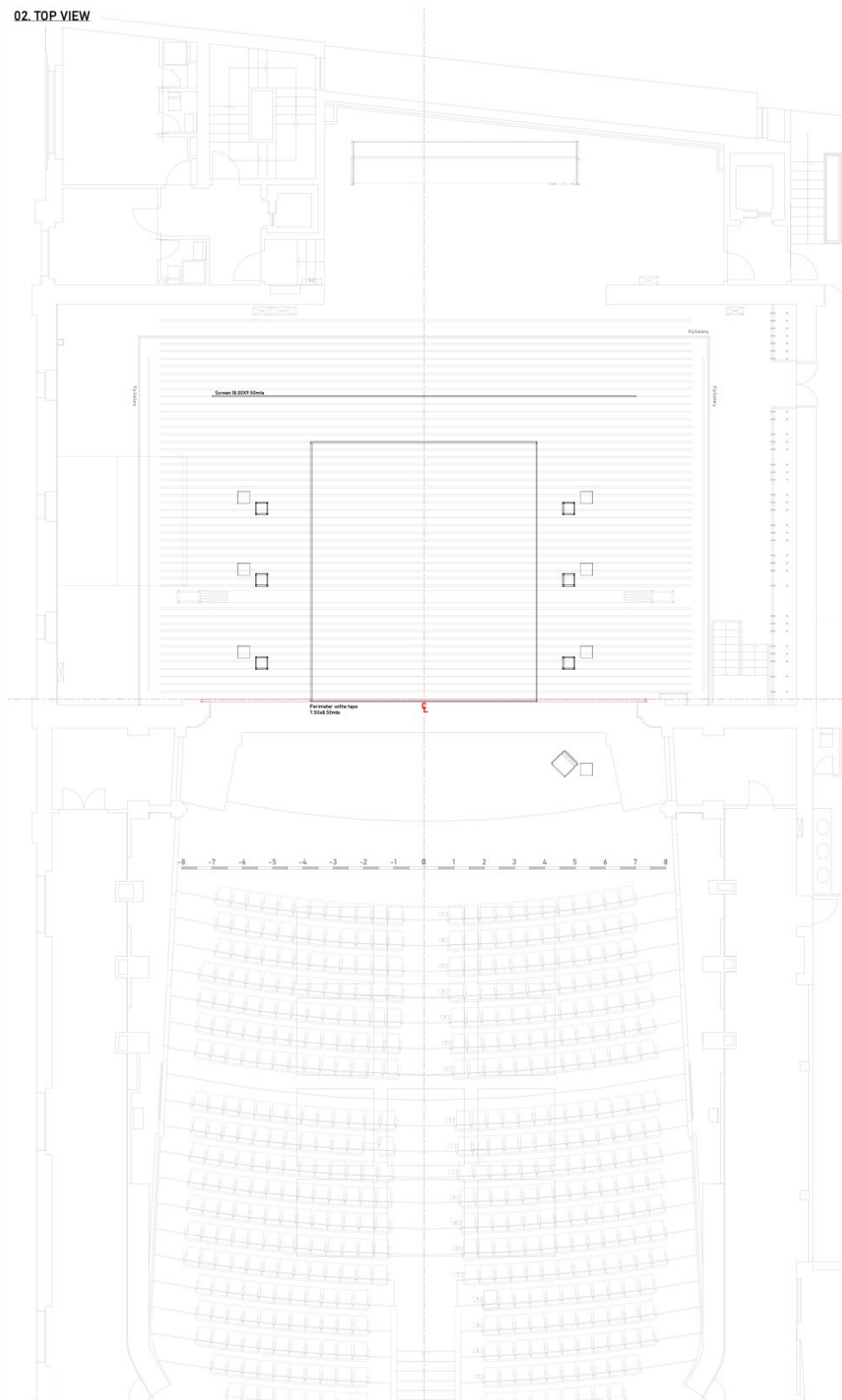


FUCK ME



# II- SET PLOT

02. TOP VIEW



NOTES

## FUCK ME

DIRECTION	MARINKA CTERO
SPACE & LIGHT	JORDAN BIRBAZZI
TECH	DAVID SELDES
DIRECTION	+54 11 9747 2300
	dauides@gmail.com
ASSISTANT	FAGUNDO DAVID
TECH	+54 11 2446 1542
DIRECTION	fagundo.david@gmail.com
	--
	--

## SET PLOT

TOP VIEW	PLAT
Rev. 1	3/3
DATE: 04/04/2022	SCALE: 1/5
FILE:	

FUCK ME

## II- LIGHTING

### Instruments

- 8 Profile 25/50° 2Kw
- 5 Profile 15/30° 2Kw
- 34 Profile 25/50° 1Kw
- 24 PAR 64 CP62 (lamp rotation should be possible)
- 6 PC 2Kw
- 14 Cyclorama 1Kw

Note: Quantity and type of fixtures could change according to the venue.

### Lighting Accessories

- 5 Iris Profile 15/30° 2Kw
- 6 Bandoors PC 2Kw

### Lighting Desk

- 1 MA2 Ultra Light or Command Wing + Touch Computer w/ MAonPC
- Option B: ETC Ion (or compatible) with ETC programmer
- \* No other console could be used

### Rigging

- Lighting plan will be adapted according to venue's rigging positions
- 8 booms for side lights (3 fixtures at H: 0.20-1.00-1.80 m)

### FX

- 1 Hazer
- 1 Fog machine
- 1 DMX Turbine ( ref. <https://www.martin.com/en/products/jem-af-1-mkii> )

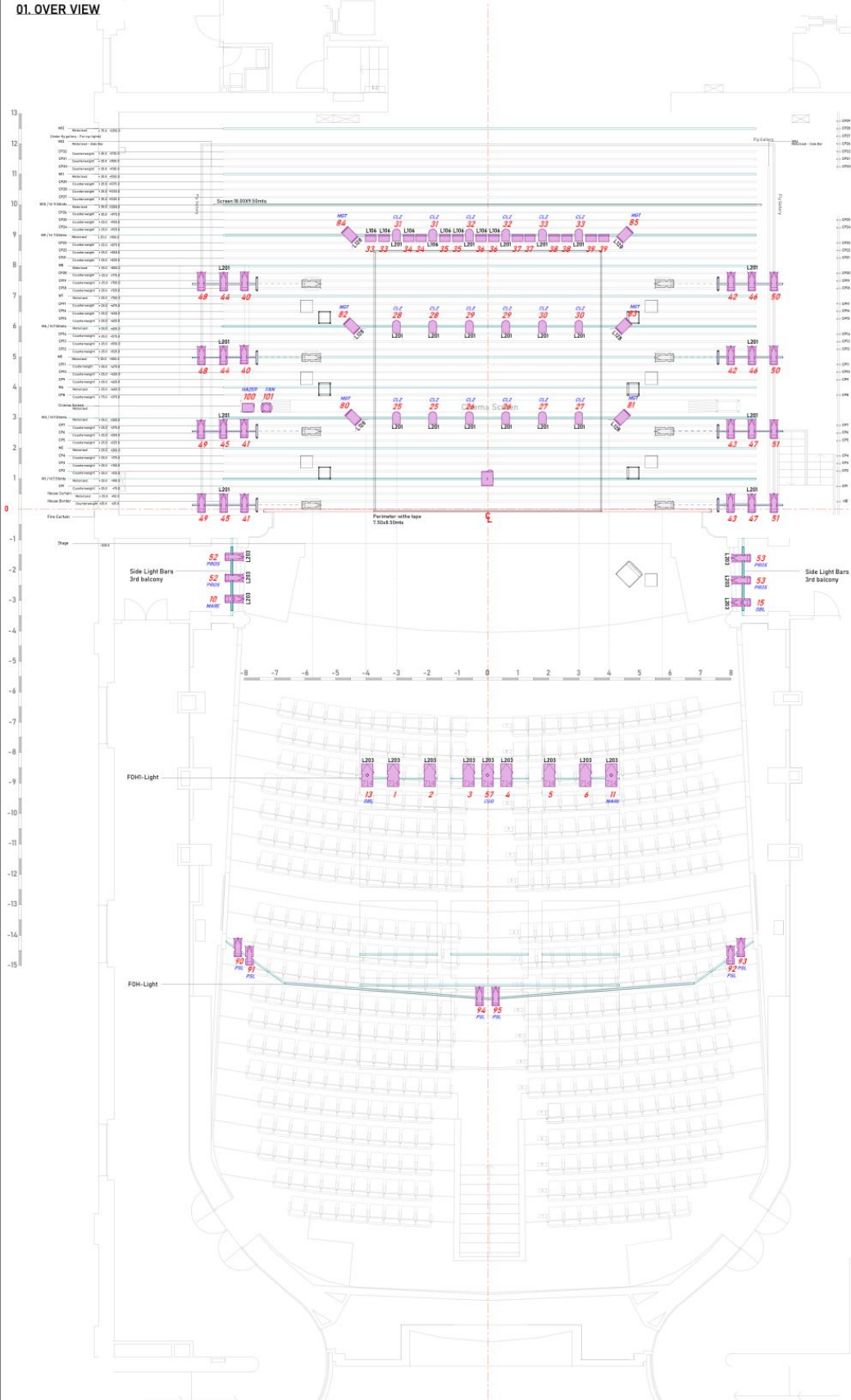
### Gels

Color gels to be provided by venue

**FUCK ME**

# II- LIGHTING PLOT

## 01. OVER VIEW



Color  
 L201 - Channel

References	Symbol	Name	Count
	[Symbol]	7145X2	6
	[Symbol]	7145X2 + Iris	3
	[Symbol]	Pacific 23/50"	34
	[Symbol]	Pacific 23/50" + Iris	2
	[Symbol]	PAR 64 CP42	18
	[Symbol]	Alto PC 2XW	16
	[Symbol]	ADB ACP 1001	4
	[Symbol]	Panasonic 8500 ET-DLE250	1
	[Symbol]	Hazer	1
	[Symbol]	Fan	1

**NOTES**

- This plot is a draft - fixtures positions tbc
- All fixtures must have safe chains
- Gels to be supplied by organizer
- Separate dimx lines for light and video shutter
- Chs 10-11-13-15-57 must have Iris
- PC must have Bandsons
- Hight fixtures in boom: 0:20-100-180mts

**CORTE DE COLORES**

C CODE	QNT	TYPE
L204	14	CYC
L201	8	PACIFIC 23-50"
L203	16	R&J 7145X2
L201	18	PAR 64
L208	6	ALTO PC 2XW

**FUCK ME**

DIRECTION: MARINA OTERO  
 SPACE & LIGHT: ADRIAN BERNARDI  
 TECH: DAVID SELDES  
 DIRECTION: +54 11 5747 2300  
 davidse@gmail.com  
 ASSISTANT: FACUNDO DAVID  
 TECH: +54 11 2666 1562  
 DIRECTION: facundo.cdavid@gmail.com

**OVER VIEW**

TOP VIEW	PLOT
Rev 1	1/3
DATE: 04/04/2022	SCALE: 1/75
FILE:	

**FUCK ME**

### III

## VIDEO + SUBTITLES

Provided by the organizer:

### PROJECTOR

- 12000 ANSI lumens. Láser. FullHD. 16:9
- Wide-angle zoom lens: 0.6 / 0.7 / 0.87-1.05
- Suggested Series: Epson Pro
- Wired internal shutter w/ control in booth is mandatory

### PROJECTOR RIGGING

- Projector rigged on grid / bars (not in FOH, to avoid shadows of performers)
- Approximate distance to cyclorama: 4m to 5m
- 1m arm (vertical pipe) to de-rig projector 1m below pipes/grid

### SUBTITLES

- 1 subtitles operator (*available to see the complete video of the show prior to the dress rehearsal + be present at dress rehearsal + every presentation*)
- 1 Mac-computer for subtitles (available in cabin from start of set up + good quality hdmi cable (ideal 5m) to connect to our video capture device\*.)
- Text in white on black background

Important note: subtitle and operator service will not be provided by the company. Each venue must generate the file and operate it (**for compatibility the computer must be Mac and we suggest the use of Glypheo**) (see [next page](#))

Provided by the company:

### COMPUTER

- MacBook Pro M1 + QLab software + HDMI output
- \*BlackMagic video capture device (UltraStudio Recorder 3G)  
<https://www.blackmagicdesign.com/api/print/to-pdf/products/ultrastudio/techspecs/W-DLUS-12?filename=ultrastudio-recorder-3g-techspecs.pdf>

### Notes:

We will use 1 projector for both: video content of the play + subtitles.

### III SUBTITLES SETUP

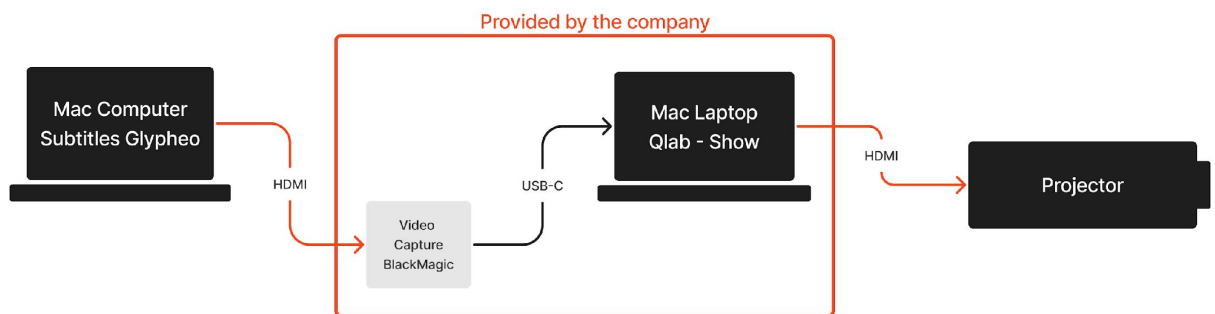
The subtitles of this work must be output together with video content on the same projector. To accomplish this, the video output from the subtitling computer is captured by a video capture device to the main video computer.

**Important:** bare in mind that the computer is a MAC and we use Qlab.

#### REQUIREMENTS:

- Mac computer (laptop or desktop)
- installed software: Glyptheo
- Video adapter for HDMI output
- Main Computer and Video Capture devices are provided by the company

#### CABLE ROUTING DIAGRAM:



#### The following things are required for optimal subtitling performance:

- Computer for subtitling should be: Apple Mac (MacBook pro or similar), must include adapter for HDMI output, the computer must be stable when using the subtitling program.
- Software: Glyptheo <http://glyptheo.com/>
- Display configuration, must be in extended screen mode. Secondary screen resolution 1920 x 1080.
- Resolution and template files: The Glyptheo file must respect the same resolution as in the example file. The text must be white, on a black background.
- DOWNLOAD [THE GLYPHEO TEMPLATE](#)
- In the template examples you will find the version for 1 language and for 2 languages in separated files.
- **IMPORTANT!** When editing subtitles for the option with 2 language at the same time, is it important to always work in two lines format, even if it is a single line a line break should be added.



## IV SOUND

### - Provided by venue:

- 1 sound operator\* (provided by the organizer; this sound operator must always be the same person and must be present and available to attend the sound set up, technical & dress rehearsals and shows following the instructions of the assistant director)
- 1 Sound console with effects (8 channels)
- / Independent outputs (console outputs) for: PA (2 outputs: L & R),
  - internal stage monitoring (sidefill at least 2 outputs: L & R)
- / On-stage monitors (return): 4 speakers total, 2 per side for
  - internal stage monitoring for performers reference
- 5 Wireless handheld microphones (Shure or similar) + accessories
- 1 Microphone in the technical booth (can be wired)
- 4 *Microphone-tripods* with mic stand adapters

\*Important note: Sound operator won't be provided by company since the company team does not have a sound member on tours.

### - Provided by company:

#### 1 Computer for audio playback with "QLab" :

/ Same MacBook Pro than video

/ Standard mini jack audio output of the computer will be used

# ORGANIZER PROVISION

V

## SET FURNITURE & PROPS / STAGING

- A x6 different small seats or benches of 6 different colors and shapes\*. colors needed coded according to <https://www.coloresral.com.es/>

- 1) Tono Rojo RAL 3004 / (Red)
- 2) Tonos azules RAL 5007 / (Blue)
- 3) Tonos marrones Claro RAL 8003 / (Brown)
- 4) Oscuros RAL 8011 / (Dark)
- 5) Tono Gris RAL 7012 / (Gray)
- 6) Tonos verdes RAL 6002 / (Green)

*\*in different heights & shapes: rounded, square, thin legs, thick legs, etc. /*

*Possible materials: wood, painted wood, iron, painted iron / That look*

*worn (vintage style): poorly painted, chipped paint, scratches.*

- B x1 armchair with thin iron or wood legs. Vintage style, in color: brown or gray. Not stamped. That looks worn, poorly painted. It might be broken but with solid structure as it is used for sitting.
- C x6 matte black steel water bottle
- D x6 black wooden boxes (MDF) matte black: 40x40x40 cm, with one side open to store objects inside. Painted in black inside and outside.
- E x6 black trash bags (1 new set for every show + 1 set for dress rehearsal) 1.20 X 1.50mts. If standard trash bags are not available in these measures, they should be made as props.
- F x1 glass (standard) for water (Check ref.)

**FUCK ME**

## ORGANIZER PROVISION

∨

## SET FURNITURE & PROPS / STAGING

+

### FOR EVERY SET UP

- 6 “D” type batteries (Energizer, Duracell, etc) *for megaphone*
- 5 lighters (will light only once time per show and for 1 minute (Check ref.)
- 1 Aerosol Spray for rooms-houses (like Glade or Poett)
- 1 Working Electronic Cigarette (standard design)

### FOR EACH PRESENTATION + DRESS REHEARSAL

- White / black tape. 5cm width PVC white tape. To draw a perimeter of a color that contrasts with the color of stage (detailed in the stage requirements description)
- 6 black trash bags of 1.20 X 1.50mts (1 set for dress rehearsal + 1 new set for every show) *If standard trash bags are not available in these measures, they should be made as props in reported measures.*
- 3 intercoms for the company

**FUCK ME**



# ORGANIZER CONTRIBUTION

V

## SET FURNITURE & PROPS / IMAGES-REF



**A - Benches (x6)**  
*according to color codes presented*



**B- Armchair (x1)**  
*according to color code presented*



**C - Black bottle (x6)**



**D - Black boxes (x6)**



**E- Trash Bags (x6)**  
for each presentation and each show)



**F- Glass (x1)**



**Lighters BIC (x5)**

# SET UP



FUCK ME

# SET UP

## VI STAFF REQUIRED FOR SET UP + SHOWS

### “FUCK ME” CREW (ON TOUR):

- 1 Producer - general coordinator on tour
- 1 Director's assistant
- 1 Space & lighting designer

### ORGANIZER\*

- \*It must provide the technical staff necessary\* for the set up & shows in a timely manner.
- \*Securing and always including:
  - 1 Video technician with knowledge to edit / operate QLab
  - Sound operator / required in set ups, rehearsals and shows to follow the instructions of the Assistant Director *since the company team does not have a sound member.*
  - 1 Surtitles operator. Who must be present at rehearsals and shows (*and watch the full show on video beforehand*)
  - 1 wardrobe-assistant



# SET UP

## VII SET UP SCHEDULE



- Total set up time: 23 hours
- (1 day of set up + 1 day of set up and show)
- \* Please bare in mind the requested pre-rigging prior to the company's arrival at the venue.
- (Disassembly: 30 minutes)

FUCK ME

# SET UP

## VII SET UP SCHEDULE

FUCK ME / SET-UP SCHEDULE			2021/09/05
MARINA OTERO			
DAY	HOUR	TASK 1	TECHNICIANS REQUIRED
Day 0 PRE RIGGING	09:00 - 15:00	Pre-Rigging lx, video, surtitles	1 stage hand, 2 lx tech, 1 video
Day 1 SET UP	10:00 - 13:00	LX focusing + Video Projector mapping + Sound Set Up	2 stage hands, 2 lx tech, 1 sound, 1 video
	13:00 - 14:00	Lunch	
	14:00 - 17:00	LX focusing + QLab setting	2 stage hands, 2 lx tech, 1 sound, 1 video
	17:00 - 20:00	LX programming + Sound check	2 stage hands, 2 lx tech, 1 sound, 1 video
Day 2 SET UP + SHOW	10:00 - 13:00	LX programming / Sound Mic Check	2 lx tech, 1 sound, 1 video / Performers
	13:00 - 14:00	Lunch	
	14:00 - 16:00	Cue to Cue / Tech Rehearsal	2 lx tech, 1 sound, 1 video / Performers
	16:00 - 18:00	Dress rehearsal	2 lx tech, 1 sound, 1 video / Performers
	18:00 - 19:00	Dinner	
	19:00 - 21:00	Pre-show set up	2 lx tech, 1 sound, 1 video / Performers
	21:00 - 22:00	Show	2 lx tech, 1 sound, 1 video / Performers
Note 1: All masking (borders and legs) should be removed			
Note 2: Video technician should have good knowledge of QLab			

Note 3: x5 Tripod Microphone Stand or any type of tripod will be necessary to simulate human bodies when directing lights

\*when possible: 2 full days of Set Up (separated from the show) would be the ideal to achieve.

FUCK ME

# SIMULATING DISMANTLING

- As part of the performance: a simulated “dismantling” will be operated by the in-house technicians at the end of the show.
- These movements will be specifically agreed upon in each venue according to its possibilities but the movement will include take out the benches and chairs, fly out the legs, borders, panorama and/or backdrops, in a sequence commanded by Comm alive David or Facundo from FOH.
- Real Working lights will be used during this last scene of the presentation.

\* Ideal reference example of fake-load (out after each show) to leave the stage as visible as possible for the end:

- Turn on service lights
- Remove white tape from stage floor
- Collect wardrobes / chairs / black boxes and props
- Fly out black masking
- Fly out panorama

To be able to count on the collaboration of 3 members of the venue:

- x2 members of the technical team of the venue
- x1 person who assists us with costumes, to collect costumes from the stage and from the audience

Please see reference in video through this [Link](#)  
Approximate duration: 13'min



FUCK ME

## VIII

### DRESSING ROOMS & ANNEXED SPACES

- / Minimum 2 dressing rooms for 6 people including tables, chairs, mirrors, coat hangers, air conditioning and good lighting
- / Additional space - *for example, as an ideal: a dance studio or similar* - for performers -2 hours before dress rehearsal and each show (to stretch, prepare and stay warm to go on stage)
- / x3 Mannequin Head for Wig
- / Healthy catering during set up and shows: including nuts / fruits / power bars / cereals / coffee / tea / drinking water / juice
- for all staff (artistic and technical)

/ Stage, dressing area and space to stretch must be heated if we are in winter or in cold temperatures (as a reference: be between 22-24 degrees since most of the time the performers prepare and perform completely naked.)

/ Wi-Fi connection on stage, booth and dressing rooms

## IX

### COSTUME MAINTENANCE

/ During dress rehearsal and each show:

1 person to assist with wardrobe and to assist performers during the show  
*(it is not necessary that it be someone specialized in wardrobe)*

/ Laundry. Before first show & *between shows*:

x5 Morley sleeveless-shirt (white)  
x5 boxer (underwear)  
x5 kneepads  
x1 yellow culotte  
x1 cycling leggings  
x1 Colored shirt

/ Dry cleaning. Every 2 shows:

x3 Military Jackets (x2 colour khaki ~ x1 black / dark blue)  
x4 dress pants (3 khaki, 1 dark blue)  
x5 'Orthopedic collars' made with black stockings  
x1 Pink costume: corset with ruffled skirt and big bow  
x1 Black costume: dress suit with corset

# ON TOUR



FUCK ME



## **X CAST & CREW**

- ✓ 1 Director, author & performer
- ✓ 5 Performers
- ✓ 1 Producer - general coordinator on tour
- ✓ 1 Space & lighting designer
- ✓ 1 Director's assistant
- ✓ 1 European delegate producer

## **XI LOGISTICS: TRANSFERS & MEALS**

*6 Round-trip tickets (from Buenos Aires, ARG)*

*1 Round-trip tickets from Fortaleza (Brazil)*

*2 Round-trip tickets (Itineraries to be confirmed according to agenda. for director and technical director)*

*1 Round-trip ticket within Europe (this passenger is confirmed or not depending on the tour and its dates, at the time of closing the contract)*

*Complete insurance for staff during trips, stays and shows  
All airport transfers, rehearsals & presentations*

*Breakfast, lunch and dinner during the travel schedule  
(or per diems as alternative)*

## **XII ACCOMMODATION**

*(+3 stars hotel) 10 single rooms*

## **XIII LUGGAGE & CARGO**

*10 Carry on (staff)*

*9 Travel suitcase (staff)*

*3 Extra-travel suitcase (for costumes & props)*

## **XIV NOT INCLUDED**

*Days-off between cities  
Translation, if necessary*

# CONTACT

[MARINAOTERO.COM.AR](http://MARINAOTERO.COM.AR)



@ fuck\_me\_marina\_otero



marinaoteroworks@gmail.com



Mariano de Mendonça – Producer  
+5491151573325

FUCK ME